

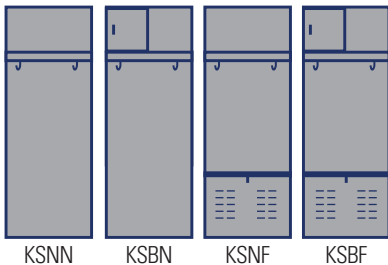


STANDARD KD LOCKERS QUIET KD LOCKERS ROOKIE OPEN-FRONT SPORT LOCKERS

***ORDERS SHIP WITHIN 4-WEEKS - ARO**



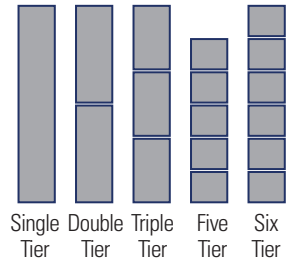
ROOKIE - OPTIONS



LOCKER ACCESSORIES

- KMP FINISHED END PANELS
- 4" Z-BASE
- INDIVIDUAL SLOPE TOPS
- FILLERS: FRONT, TOP & CORNERS
12" WIDE X 60" / 66" / 72" / 78" HIGH
- CONTINUOUS SLOPE TOPS
- RECESS TOP & SIDE TRIM FOR LOCKERS WITHOUT LEGS ONLY
- BENCHES & PEDESTALS
- LOCKS
- LOCK HOLE COVER PLATES
- 6" CLOSED FRONT & SIDE BASES

KD LOCKER TIERS



CHOOSE "LTE" KD LOCKER SIZES	CHOOSE FROM PLAIN OR LOUVERED DOORS		CHOOSE WITH OR WITHOUT LEGS		
Tier	Width	Depth	Opening Height	Frame Height w/ Legs	Frame Height w/out Legs
Single Tier	12"	12" 15" 18"	60" 72"	66" 78"	60" 72"
Double Tier	12"	12" 15" 18"	30" 36"	66" 78"	60" 72"
Triple Tier	12"	12" 15" 18"	24"	78"	72"
Five Tier	12"	12" 15" 18"	12"	66"	60"
Six Tier	12"	12" 15" 18"	12"	78"	72"
Rookie	24"	18" 22"	---	N/A	72"

KD Locker Body Construction: 24 gauge solid body components
Doors: 16 gauge louvered or plain doors, 18 gauge for box doors


Rookie Locker: 16 gauge body with 18 gauge back and 14 gauge door/seat

Ordering Guidelines

- Purchase Order MUST Note "LTE Program Order"
- 300-Frames Maximum Per Order
- Must provide 1-wide & 3-wide groupings
Quote starter/adder counts accordingly.
- Lockers will ship unit packed in 1-wides & 3-wides.
- Rookie lockers furnished as 1-wide only.
- Orders must arrive with color, numbering & grouping
- No Shop Drawings
- All orders ship FOB Apopka, FL

Choose any of our 24 standard colors for the door, frame and accessories. Body color will be 729 Parchment.
Rookie lockers are same color throughout. Body color match not available in 1 thru 6-Tier.

24 STANDARD COLORS



* Add 1-week for lockers to ship fully-assembled.
Orders received by 3:00PM EST Thursday will ship 4-weeks from the upcoming Friday.